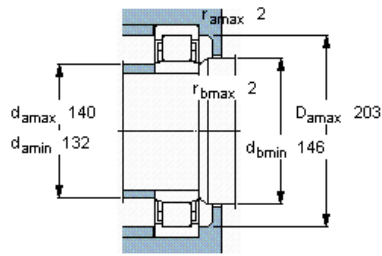
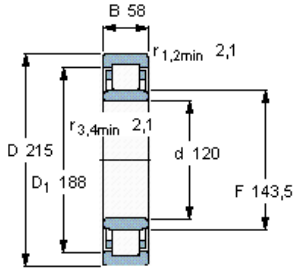
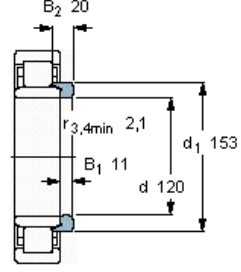


Cylindrical roller bearings, single row

Principal dimensions			Basic load ratings		Designation	Angle ring
d	D	B	dynamic C	static C0	* SKF Explorer bearing	Designation
mm			kN		-	-
120	215	58	520	630	NU 2224 ECML *	HJ 2224 EC



Calculation factors
 k_r 0,2
 e 0,3 γ 0,4



HJ 2224 EC
 Mass kg 0,74